


Curriculum Design Challenge


Module 1

How to design and deliver a
comprehensive curriculum,
so you enjoy a stress free and
successful year.



A top-down view of a workspace on a textured, light-brown surface. In the upper left is a white ceramic mug filled with a light brown liquid. To its right is a small, spiral-bound notepad with a white cover and lined pages. The top page of the notepad has the words "Eliminate distractions" written in a blue, cursive script. Below the notepad, a silver-colored ballpoint pen lies horizontally. The entire scene is lit with soft, even light, creating a calm and focused atmosphere.


Eliminate
distractions



YOU ARE IN THE RIGHT PLACE IF . . .

You want a clear plan to . . .


- stay organized.
- integrate learning.
- make better use of planning.
- use assessment to drive instruction.



YOU ARE IN THE RIGHT PLACE IF . . .

You want to . . .


- motivate and engage learners.
- plan student centered lessons.
- differentiate learning.



YOU ARE IN THE RIGHT PLACE IF . . .

You want a . . .


- stress free year.
- more time to fill your bucket.
- enjoy your profession.
- feel successful.




YOU ARE IN THE RIGHT PLACE IF . . .

You want to be . . .

YOUR best teacher!



These are the benefits of
curriculum mapping!



How to design and
deliver a comprehensive
curriculum, so you enjoy
a stress free and
successful year!



Checking in . . .

1 ~ I'm in the right place!

2 ~ I'm ready for more!



Meet Dr. Annette

28 years K-6 classroom teacher

2 years ESL teacher

National Board Certified Teacher

Mentor/Coach

District Teacher Leader

Doctorate: Admin Leadership

Teaching and Learning, Walden U

Meet The Family



enjoy
every
moment.



Challenge Details

Module 1 ~ Designing a Curriculum Map

You will have clarity on how to design a yearlong curriculum map for your teaching context.



Challenge Details



Module 1 ~ Designing a Curriculum Map

You will have clarity on how to design a yearlong curriculum map for your teaching context.

Module 2 ~ Creating a Yearlong Journey

You will have clarity on how to create a yearlong curriculum map for your teaching context.

Challenge Details



Module 1 ~ Designing a Curriculum Map

You will have clarity on how to design a yearlong curriculum map for your teaching context.

Module 2 ~ Creating a Yearlong Journey

You will have clarity on how to create a yearlong curriculum map for your teaching context.

Module 3 ~ Developing Units of Adventure

You will have clarity on how to develop units of study based upon your curriculum roadmap and additional considerations for your teaching context.

Challenge Details



Module 1 ~ Designing a Curriculum Map

You will have clarity on how to design a yearlong curriculum map for your teaching context.

Module 2 ~ Creating a Yearlong Journey

You will have clarity on how to create a yearlong curriculum map for your teaching context.

Module 3 ~ Developing Units of Adventure

You will have clarity on how to develop units of study based upon your curriculum roadmap and additional considerations for your teaching context.

Module 4 ~ Launching Learning Lessons

You will have clarity on how to design purposeful and meaningful lessons to meet your students' needs.



Challenge Goal

This is an implementation Challenge!

By the end of module four, you'll have all the important components of your challenge completed. You'll be ready to continue revising and solidifying your Curriculum Map, so you are ready for an exciting journey teaching this year.

MODULE 1 ~ SUCCESS CRITERIA

At the end of Module 1, you should be able to...



**Define
Curriculum Map
and Purpose**



**Review
examples**



**Curriculum Map
considerations**



**Tools to design
your yearlong
guide**

In module one, we will define a curriculum map and its' purpose, review types of maps, consider all the elements for design, and learn the tools needed to get started. In module one, you will have clarity on how to design a yearlong curriculum map for your teaching context.



Checking in . . .

Questions:

Please contact Dr. Annette
email:

annette@thedigitalteacherblog.com

website:

<https://thedigitalteacherblog.com>



Thank you!

**Welcome to class!!!
I'll see you in Module 1.**

Contact me at:
annette@thedigitalteacherblog.com

Blog Website:
<https://thedigitalteacherblog.com>